

8

7

6

5

4

3

2

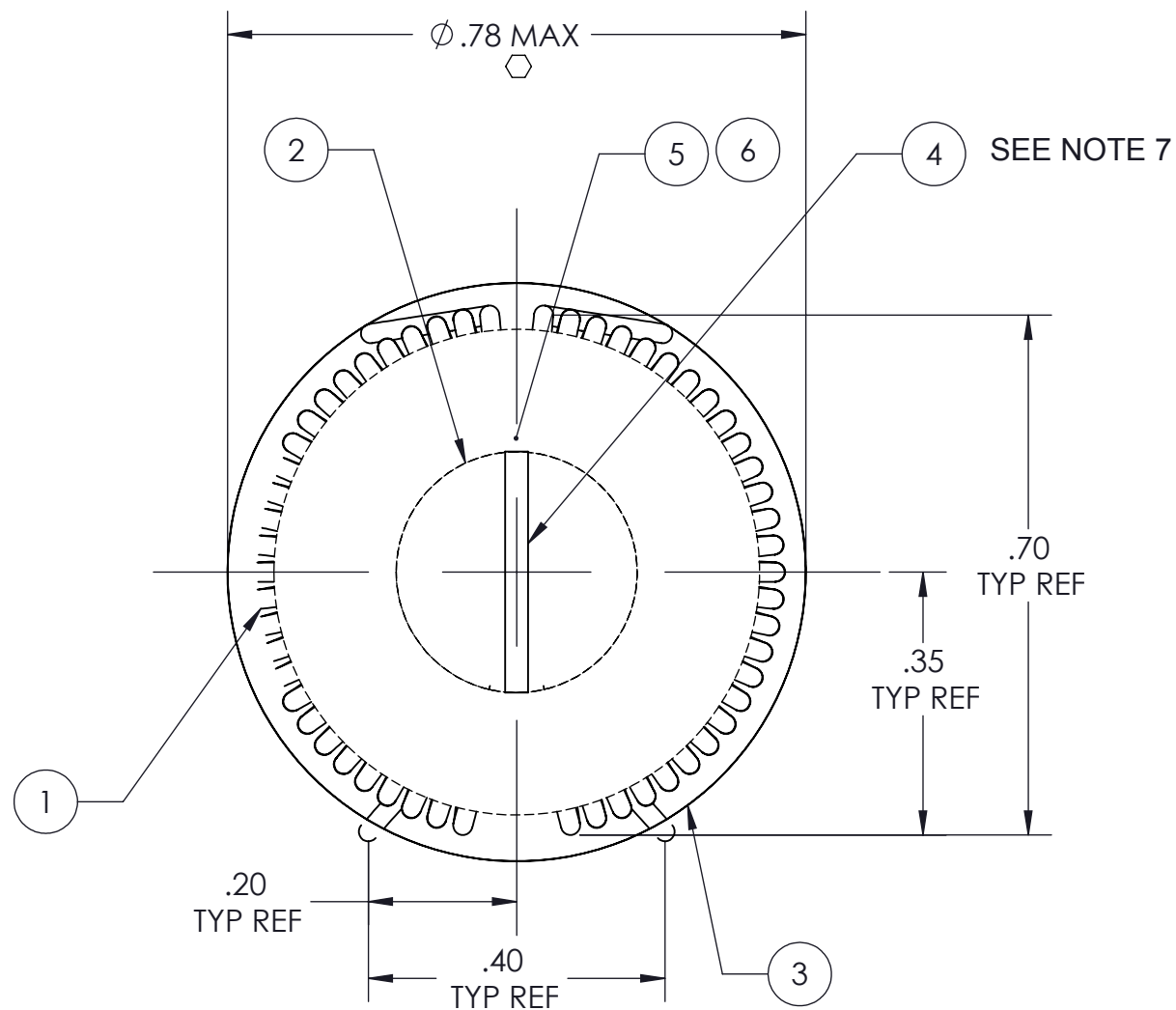
1

VICOR CONFIDENTIAL

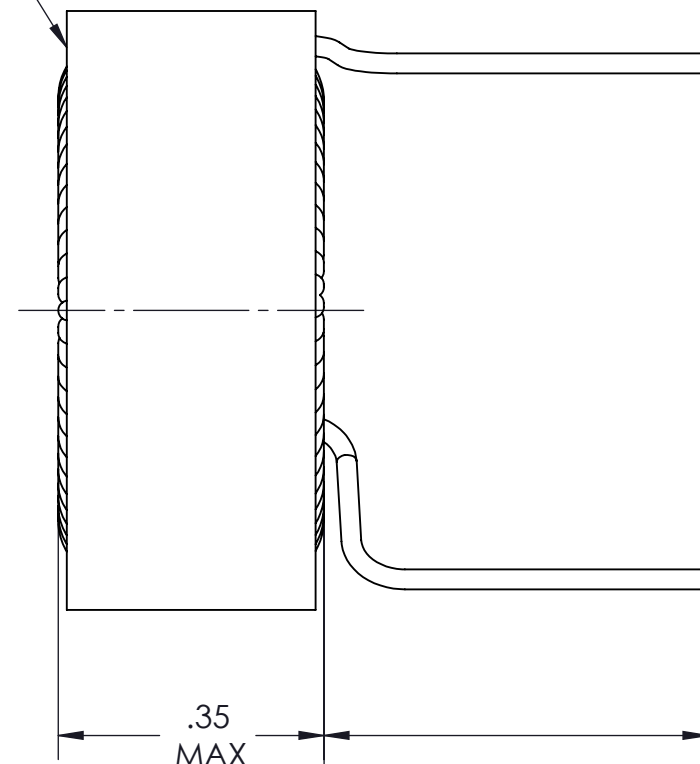
THIS DOCUMENT AND THE DATA DISCLOSED HEREIN OR HEREWITH IS NOT TO BE REPRODUCED, USED OR DISCLOSED IN WHOLE OR IN PART TO ANYONE WITHOUT THE PERMISSION OF VICOR CORP.

REVISIONS

REV	DESCRIPTION	DATE	APPROVED
1	RELEASED PER E060496	2/15/06	LEK MB
2	REVISED PER E060064	12/6/06	GCK MB
3	REVISED PER E080938	5/6/08	SA REJH
4	REVISED PER E101309	10/22/10	KUK AR

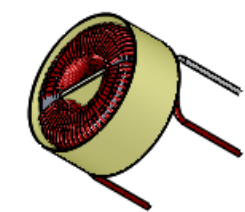


SEE NOTE 8



SEATING PLANE

REF P/N 31943
REF P/N 33884



- NOTES:
1. ASSEMBLY TO BE FREE OF NICKS.
 2. WINDINGS TO BE EVENLY SPACED.
 3. RoHS COMPLIANT. LEAD FREE PER CST-0001 LATEST REVISION.
 4. GENERAL WORKMANSHIP STANDARDS FOR MAGNETIC COMPONENTS PER WS-0002.
 5. OVERWINDS PERMISSIBLE
 6. LEADS CONFORMABLE TO LEAD DIMENSION
 7. BOND SPACER (ITEM 4) TO CORE (ITEM 1) USING ADHESIVE (ITEMS 5 & 6) OR EQUIVALENT-ONE END ONLY-AS SHOWN.
 8. WIND FINISHED ASSY WITH TWO WRAPS OF TAPE (ITEM 7).
 9. \square DENOTES CRITICAL CHARACTERISTIC FOR LOT INSPECTION.

DRAWN	DATE
KNIGHT	2/15/06



MATERIAL	UNLESS OTHERWISE SPECIFIED DIMENSIONS ARE INCH [MM] TOLERANCES ARE: DECIMALS ANGLES X.XX [X.X] = ±0.01 [0.25] ±1° X.XXX [X.XX] = ±0.005 [0.127]
SEE NOTES	
FINISH	THIRD ANGLE PROJECTION
SEE NOTES	
DO NOT SCALE DRAWING	

IND TOROID .78 DIA 2W ASSY DWG			
SIZE	CAGE CODE	DWG NO	REV
B	67131	31947	4
SCALE 4 : 1		SHEET 1 OF 1	

8

7

6

5

4

3

2

1