

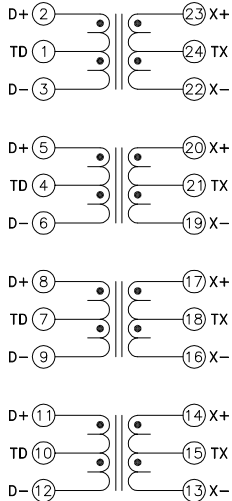
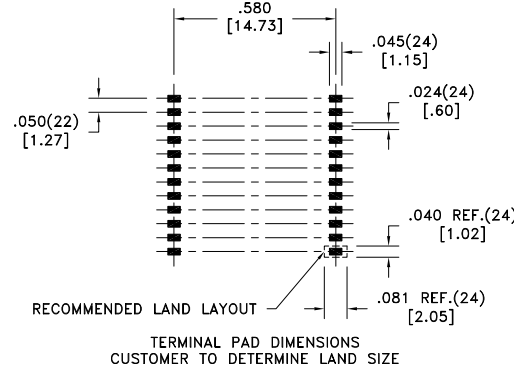
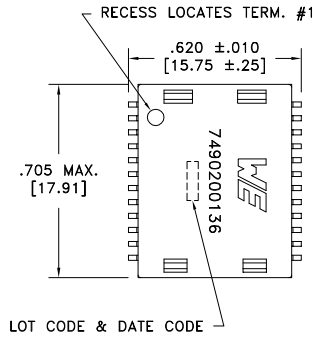
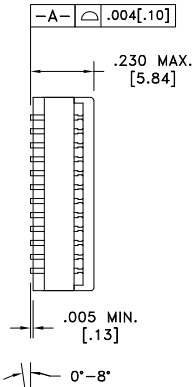
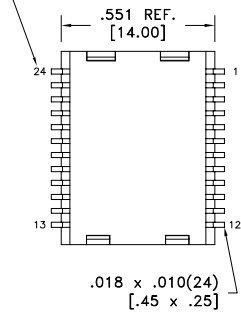
CUSTOMER TERMINAL	RoHS	LEAD(Pb)-FREE
Sn96%, Ag4%	Yes	Yes



ELECTRICAL SPECIFICATIONS @ 25°C unless otherwise noted:

PARAMETER	TEST CONDITIONS	VALUE
D.C. RESISTANCE	2-3 @20°C	0.90 ohms max.
D.C. RESISTANCE	5-6 @20°C	0.90 ohms max.
D.C. RESISTANCE	8-9 @20°C	0.90 ohms max.
D.C. RESISTANCE	11-12 @20°C	0.90 ohms max.
INDUCTANCE	23-22 100kHz, 100mVAC, 8mADC, Lp	350uH min.
INDUCTANCE	20-19 100kHz, 100mVAC, 8mADC, Lp	350uH min.
INDUCTANCE	17-16 100kHz, 100mVAC, 8mADC, Lp	350uH min.
INDUCTANCE	14-13 100kHz, 100mVAC, 8mADC, Lp	350uH min.
DIELECTRIC	1-24 tie(1+4+7+10, 15+18+21+24), 1800Vrms, 1 second	1500Vrms, 1 minute
URNS RATIO	(2-3):(23-22)	1:1, ±2%
URNS RATIO	(5-6):(20-19)	1:1, ±2%
URNS RATIO	(8-9):(17-16)	1:1, ±2%
URNS RATIO	(11-12):(14-13)	1:1, ±2%
INSERTION LOSS	300k - 100MHz	-1.0dB max.
RETURN LOSS	1M - 30MHz	-18dB min.
RETURN LOSS	40MHz	-14.4dB min.
RETURN LOSS	50MHz	-13.1dB min.
RETURN LOSS	60M - 80MHz	-12dB min.
RETURN LOSS	80M - 100MHz	-10dB min.
CROSSTALK	30MHz	-43dB min.
CROSSTALK	60MHz	-37dB min.
CROSSTALK	100MHz	-33dB min.
DCMR	30MHz	-40dB min.
DCMR	60MHz	-34dB min.
DCMR	100MHz	-30dB min.

TERM. NO.'s FOR REF. ONLY



TERMINAL PAD DIMENSIONS
CUSTOMER TO DETERMINE LAND SIZE

GENERAL SPECIFICATIONS:

OPERATING TEMPERATURE RANGE: 0°C to +70°C.

COPLANARITY: All 24 terminals must lie on a plane within .004 [.10] of Surface A after lead tinning.

REV.	DATE	Packaging Specifications Method: Tape & Reel PKG-0848 www.we-online.com/midcom	
6A	4/13	SEE REVISION SHEET FOR REVISION LEVEL	CONVENTION PLACEMENT

Tolerances unless otherwise specified:
Angles: ±1°
Decimals: ±.005 [.13]
Fractions: ±1/64
Footprint: ±.005 [.13]

This drawing is dual dimensioned. Dimensions in brackets are in millimeters.

DRAWING TITLE
TRANSFORMER
EDFP-G24

eiSos p/n: 7490200136

PART NO.
7490200136

compliant SPECIFICATION SHEET 1 OF 1