

## Power connectors - SACC-M12MSS-3PECON-PG11-M - 1404641

Please be informed that the data shown in this PDF Document is generated from our Online Catalog. Please find the complete data in the user's documentation. Our General Terms of Use for Downloads are valid (<http://phoenixcontact.com/download>)




Power connectors, 4-position, Plug straight M12, S-coded, Screw connection, knurl material: Zinc die-cast, nickel-plated, cable gland Pg11, external cable diameter 8 mm ... 10 mm, for AC current up to 12 A/630 V, Contact 4 leading

### Why buy this product

- ✓ Safe use in the field, thanks to a high degree of protection
- ✓ Flexible: connectors for on-site assembly
- ✓ Screw connection: proven connection technology for a large selection of different conductors
- ✓ High-performance: AC connectors for up to 12 A and 630 V AC
- ✓ Protection against incorrect connection using special S-coding

### Key Commercial Data

Packing unit	1 STK
GTIN	 4 046356 707725
GTIN	4046356707725

### Technical data

#### Dimensions

Wrench size, union nut	19 mm
Diameter housing	20 mm
Length	65.5 mm
External cable diameter	8 mm ... 10 mm
Stripping length of the sheath	20 mm
Stripping length of the individual wire	5 mm

#### Ambient conditions

Ambient temperature (operation)	-40 °C ... 85 °C (Plug / socket)
Degree of protection	IP67

#### General

# Power connectors - SACC-M12MSS-3PECON-PG11-M - 1404641

## Technical data

### General

Note	Strip 21 mm off the cable sheath, strip 6 mm off the conductor insulation, crimp the ferrule, then shorten this to 5 mm. Conductor length with shortened ferrule: 20 mm. Connect conductors and tighten the mounting screws with 0.2 Nm.
Rated current at 40°C	12 A (when using 1.5 mm <sup>2</sup> conductors)
	12 A (at 40 °C)
Rated voltage	630 V AC
Number of positions	4
Color handle area	black
Insulation resistance	> 10 GΩ
Coding	S power
Standards/regulations	M12 connector IEC 61076-2-111
Status display	No
Overvoltage category	III
Degree of pollution	3
Connection method	Screw connection
Conductor cross section	0.75 mm <sup>2</sup> ... 1.5 mm <sup>2</sup> (without ferrule)
	0.75 mm <sup>2</sup> ... 1.5 mm <sup>2</sup> (with ferrule)
	0.75 mm <sup>2</sup> ... 1.5 mm <sup>2</sup> (solid)
Conductor cross section AWG	18 ... 16 (without ferrule)
	18 ... 16 (with ferrule)
Insertion/withdrawal cycles	≥ 100
Torque	0.4 Nm (M12 knurl)
	1.5 Nm ... 2 Nm (Pressure screw with sleeve housing)
	0.4 Nm (Screw plug insert with sleeve housing as far it will go)
	0.2 Nm (Screw terminal blocks)
Assembly instructions	The wires can be connected both with ferrules and without ferrules

### Material

Flammability rating according to UL 94	V0
Contact material	CuZn
Contact surface material	Au
Contact carrier material	PA
Material of grip body	PA
Material, knurls	Zinc die-cast, nickel-plated
Sealing material	NBR (Cable clamping)

### Standards and Regulations

Standard designation	M12 connector
Standards/regulations	IEC 61076-2-111
Flammability rating according to UL 94	V0

### Environmental Product Compliance

# Power connectors - SACC-M12MSS-3PECON-PG11-M - 1404641

## Technical data

### Environmental Product Compliance

REACH SVHC	Lead 7439-92-1
China RoHS	Environmentally Friendly Use Period = 50
	For details about hazardous substances go to tab "Downloads", Category "Manufacturer's declaration"

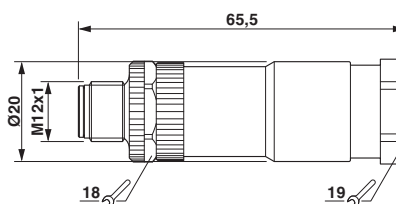
## Drawings

Schematic diagram



Connector pin assignment of M12 plug, 4-pos., S-coded, view of pin side

Dimensional drawing



Plug, M12 x 1, straight

## Approvals

### Approvals

#### Approvals

EAC / UL Recognized / cUL Recognized / cULus Recognized

#### Ex Approvals


### Approval details


EAC		EAC-Zulassung
-----	--	---------------

UL Recognized		<a href="http://database.ul.com/cgi-bin/XYV/template/LISEXT/1FRAME/index.htm">http://database.ul.com/cgi-bin/XYV/template/LISEXT/1FRAME/index.htm</a>	FILE E 221474
Nominal voltage UN	250 V		
Nominal current IN	4 A		

## Power connectors - SACC-M12MSS-3PECON-PG11-M - 1404641

### Approvals

cUL Recognized		<a href="http://database.ul.com/cgi-bin/XYV/template/LISEXT/1FRAME/index.htm">http://database.ul.com/cgi-bin/XYV/template/LISEXT/1FRAME/index.htm</a>	FILE E 221474
Nominal voltage UN		250 V	
Nominal current IN		4 A	

cULus Recognized		<a href="http://database.ul.com/cgi-bin/XYV/template/LISEXT/1FRAME/index.htm">http://database.ul.com/cgi-bin/XYV/template/LISEXT/1FRAME/index.htm</a>
------------------	---	---

Phoenix Contact 2018 © - all rights reserved  
<http://www.phoenixcontact.com>

PHOENIX CONTACT GmbH & Co. KG  
Flachsmarktstr. 8  
32825 Blomberg  
Germany  
Tel. +49 5235 300  
Fax +49 5235 3 41200  
<http://www.phoenixcontact.com>