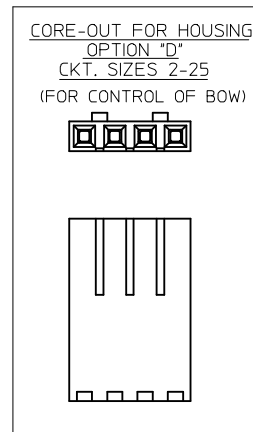
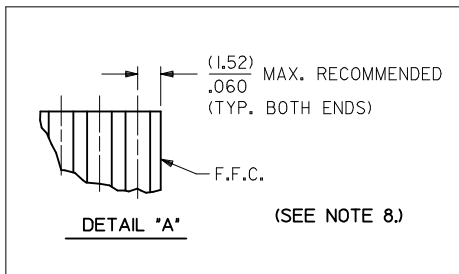
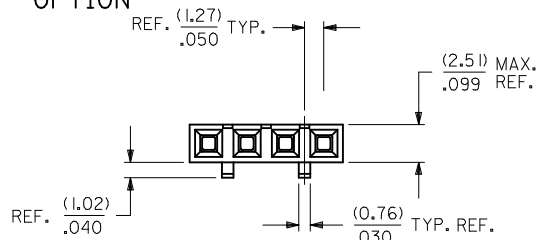
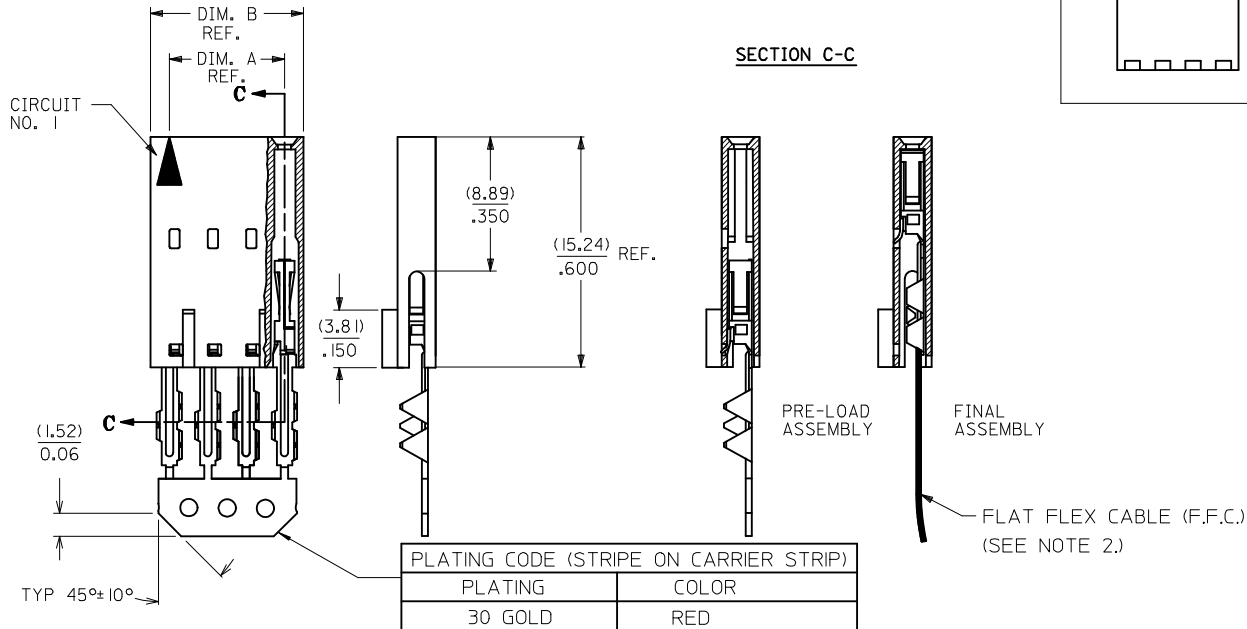


"D" - OPTION



CKT. SIZE	EDP. NO.	ENG. NO.	A	B
2	015-47-4026	70430-0421	(2.54) .100	(5.05) .199
3	015-47-4036	70430-0422	(5.08) .200	(7.59) .299
4	015-47-4046	70430-0423	(7.62) .300	(10.13) .399
5	015-47-4056	70430-0424	(10.16) .400	(12.67) .499
6	015-47-4066	70430-0425	(12.70) .500	(15.21) .599
7	015-47-4076	70430-0426	(15.24) .600	(17.75) .699
8	015-47-4086	70430-0427	(17.78) .700	(20.29) .799
9	015-47-4096	70430-0428	(20.32) .800	(22.83) .899
10	015-47-4106	70430-0429	(22.86) .900	(25.37) .999
11	015-47-4116	70430-0430	(25.40) 1.000	(27.91) 1.099
12	015-47-4126	70430-0431	(27.94) 1.100	(30.45) 1.199
13	015-47-4136	70430-0432	(30.48) 1.200	(32.99) 1.299
14	015-47-4146	70430-0433	(33.02) 1.300	(35.53) 1.399
15	015-47-4156	70430-0434	(35.56) 1.400	(38.07) 1.499
16	015-47-4166	70430-0435	(38.10) 1.500	(40.61) 1.599
17	015-47-4176	70430-0436	(40.64) 1.600	(43.15) 1.699
18	015-47-4186	70430-0437	(43.18) 1.700	(45.69) 1.799
19	015-47-4196	70430-0438	(45.72) 1.800	(48.23) 1.899
20	015-47-4206	70430-0439	(48.26) 1.900	(50.77) 1.999
21	015-47-4216	70430-0440	(50.80) 2.000	(53.31) 2.099
22	015-47-4226	70430-0441	(53.34) 2.100	(55.85) 2.199
23	015-47-4236	70430-0442	(55.88) 2.200	(58.39) 2.299
24	015-47-4246	70430-0443	(58.42) 2.300	(60.93) 2.399
25	015-47-4256	70430-0444	(60.96) 2.400	(63.47) 2.499



PLATING CODE (STRIPE ON CARRIER STRIP)	
PLATING	COLOR
30 GOLD	RED

- HOUSING MATERIAL: GLASS FILLED POLYESTER, UL94V-0, COLOR: BLACK.
TERMINAL MATERIAL: PHOSPHOR BRONZE.
PLATING 30 GOLD -0.76 MICROMETERS/30 MICROINCHES MINIMUM GOLD PLATE IN SELECT AREA
1.90 MICROMETERS/75 MICROINCHES MINIMUM TIN PLATE IN SELECT AREA
1.27 MICROMETERS/50 MICROINCHES MINIMUM NICKEL PLATE OVERALL.

- PRE LOADED ASSEMBLY TO BE USED WITH (0.30)/.012 MAX. THICK FLAT CABLE WITH (1.57)/.062 WIDE COPPER CONDUCTORS ON (2.54)/.100 CENTERS OR, (0.13)/.005-(0.28)/.011 THICK MYLAR WITH (1.02)/.040 - (1.65)/.065 WIDE SILVER INK CONDUCTORS ON (2.54)/.100 CENTERS.

- PRODUCT SPECIFICATION: PS-70430.
- STANDARD PACKING PER PK70873-0001 SHALL BE USED.
- SEE CHART FOR CIRCUIT SIZES, "A" AND "B" DIMENSIONS.

- TWO (2) CIRCUIT ASSEMBLIES SUPPLIED AS GROUPED PAIRS.
- PART MATES WITH (0.64)/.025 SQ. PINS, (8.13)/.320 TO (5.08)/.200 LONG ON (2.54)/.100 CENTERS.
- RECOMMENED F.F.C. CONFIGURATION FOR OPTION "D" ONLY: WHEN USED WITH INTERM CLIPS. (SEE DATEAIL A).
- PARTS CONFORM TO CLASS B COSMETIC SPECIFICATION PS-45499-002.

THE PRIMARY CARTON WITH A LABEL STATING "ELV AND RoHS COMPLIANT" IS LEAD FREE. CARTONS WITHOUT THIS LABEL MAY CONTAIN LEAD.

STANDARDIZE EC NO: UCP2013-2452 DR:WHP/HPLE 2012/12/18 CHK:DMORGAN 2012/12/18 APPR:SMILLER 2013/01/31	QUALITY SYMBOLS ▽=0 ▽=0 ▽=0	GENERAL TOLERANCES (UNLESS SPECIFIED)		DIMENSION STYLE MM/IN		SCALE INCH	DESIGN UNITS INCH	THIRD ANGLE PROJECTION	
		4 PLACES ± --- ± ---	3 PLACES ± --- ± .010	2 PLACES ± 0.25 ± .015	1 PLACE ± 0.38 ± ---	0 PLACE ± --- ± ---	DRAWN BY RAS	DATE 1986/07/21	ASSEMBLY, CONNECTOR FFC FEMALE SINGLE ROW (2.54)/.100 GRID molex DOCUMENT NO. SDA-70430-0421-0444 SHEET NO. 1 OF 1
		ANGULAR ±1/2°					CHECKED BY MJM	DATE 1986/07/21	
		DRAFT WHERE APPLICABLE MUST REMAIN WITHIN DIMENSIONS					APPROVED BY SMILLER	DATE 2013/01/31	
MATERIAL NO. SEE TABLE					THIS DRAWING CONTAINS INFORMATION THAT IS PROPRIETARY TO MOLEX INCORPORATED AND SHOULD NOT BE USED WITHOUT WRITTEN PERMISSION				