

Electrical / Environmental

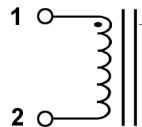
- Operating Temperature Range -40°C to +130°C
- Operating Frequency Up to 3MHz

HM36

High Current Low Profile Low Loss Ferrite
Surface Mount Inductors



Schematic

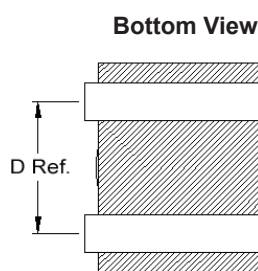
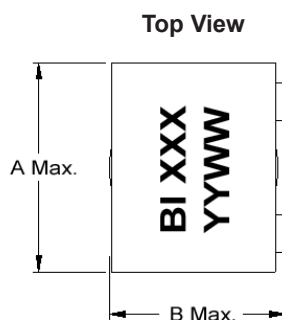


Specifications @ 25°C / Packaging

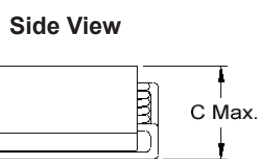
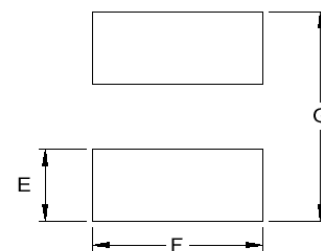
| Part Number | Inductance 100 kHz, 0.1 V | | $I_{sat}^{(1)}$ (A dc) | DC Resistance | | Height 'C' mm Max. | 13" Reel Qty Units |
|----------------|---------------------------------|-----------------------------------|---------------------------|--------------------|--------------------|--------------------------|--------------------------|
| | @ 0 A $\mu\text{H} \pm 10\%$ | @ I_{sat} μH Typ. | | m Ω Typ. | m Ω Max. | | |
| HM36-1211R95LF | 0.95 | 0.80 | 12.0 | 1.06 | 1.40 | 5.65 | 600 |
| HM36-12111R0LF | 1.00 | 0.92 | 25.0 | 1.40 | 1.70 | 6.50 | 600 |
| HM36-12111R4LF | 1.40 | 1.30 | 20.0 | 1.40 | 1.70 | 6.50 | 600 |
| HM36-12111R5LF | 1.50 | 1.40 | 18.0 | 1.80 | 2.20 | 5.60 | 600 |
| HM36-12113R6LF | 3.60 | 3.42 | 12.0 | 3.00 | 3.50 | 7.50 | 500 |
| HM36-1311R95LF | 0.95 | 0.80 | 25.0 | 1.20 | 1.40 | 5.65 | 600 |
| HM36-13111R4LF | 1.40 | 1.25 | 22.0 | 1.60 | 1.80 | 5.95 | 600 |
| HM36-13112R4LF | 2.40 | 2.10 | 16.5 | 2.40 | 3.20 | 5.95 | 600 |
| HM36-13116R0LF | 6.00 | 5.20 | 10.0 | 4.60 | 4.92 | 8.00 | 400 |

Note: (1) The saturation current (I_{sat}) is the approximate current at which inductance will be decreased by 20% from its initial (zero DC) value.

Outline Dimensions (mm)



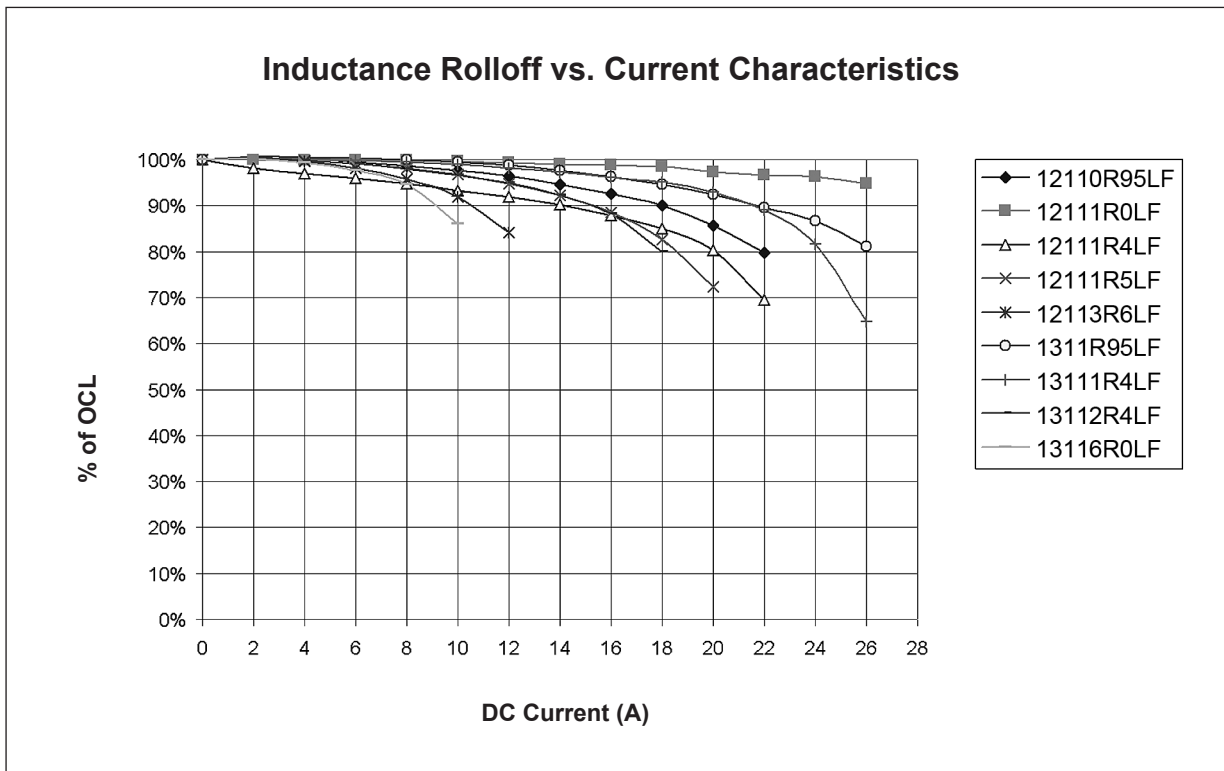
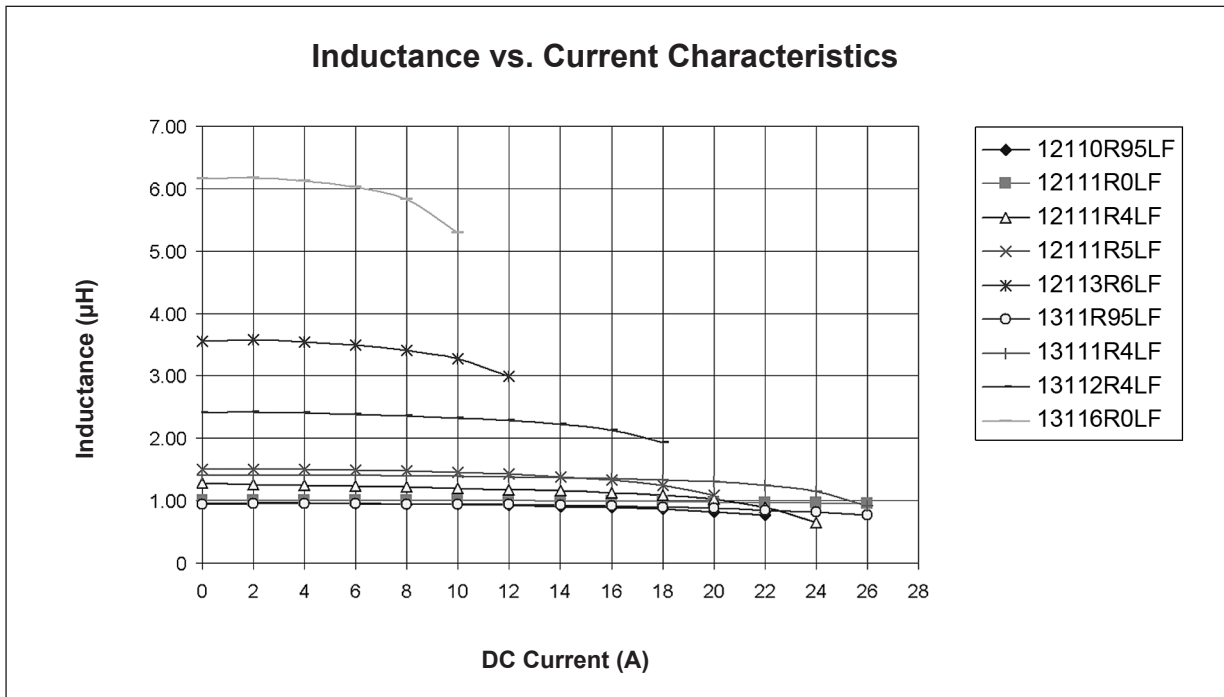
Recommended Solder Pad Layout



| Case Size | A | B | D | E | F | G |
|-----------|------|------|-----|-----|------|------|
| 1211 | 12.5 | 10.5 | 7.3 | 2.9 | 10.5 | 10.2 |
| 1311 | 13.1 | 11.2 | 8.1 | 4.0 | 10.4 | 12.8 |

Refer to Specifications table for 'C' dimension of each model.

Electrical Characteristics @ 25°C



Ordering Information

