



## MSTB 2,5/19-G

Order No.: 1754779

The figure shows a 10-position version of the product

<http://eshop.phoenixcontact.de/phoenix/treeViewClick.do?UID=1754779>

Header, Nominal current: 12 A, Rated voltage (III/2): 320 V, Number of positions: 19, Pitch: 5 mm, Color: green, Metal surface: Sn, Assembly: Soldering

Commercial data	
GTIN (EAN)	 4 017918 028947
Note	Made-to-order
sales group	E110
Pack	50 pcs.
Customs tariff	85366990
Catalog page information	Page 166 (CC-2005)

**Product notes**WEEE/RoHS-compliant since:  
01/01/2003

<http://www.download.phoenixcontact.com>  
Please note that the data given here has been taken from the online catalog. For comprehensive information and data, please refer to the user documentation. The General Terms and Conditions of Use apply to Internet downloads.

Technical data	
<b>Dimensions / positions</b>	
Length	12 mm
Pitch	5 mm
Dimension a	90 mm
Number of positions	19

Pin dimensions	1 x 1 mm
Hole diameter	1.4 mm

#### Technical data

Range of articles	MSTB 2,5/..-G
Insulating material group	IIIa
Rated surge voltage (III/3)	4 kV
Rated surge voltage (III/2)	4 kV
Rated surge voltage (II/2)	4 kV
Rated voltage (III/2)	320 V
Rated voltage (II/2)	400 V
Connection in acc. with standard	EN-VDE
Nominal current $I_N$	12 A
Nominal voltage $U_N$	250 V
Maximum load current	12 A
Insulating material	PBT
Inflammability class acc. to UL 94	V0
Nominal voltage, UL/CUL Use Group B	250 V
Nominal current, UL/CUL Use Group B	12 A
Nominal voltage, UL/CUL Use Group D	300 V
Nominal current, UL/CUL Use Group D	10 A

#### Certificates / Approvals



Certification

CB, CSA, CUL, GOST, UL, VDE-PZI

#### Accessories

Item	Designation	Description
<b>Assembly</b>		
1759981	MSTB-BF	Mounting flange, for fixing both ends of the header onto the PCB, green insulating material, with M 2 x 14 screws and nuts.
1755477	MSTB-BL	Keying cap, for forming sections, plugs onto header pin, green insulating material

**Marking**

0804183	SK 5/3,8:FORTL.ZAHLEN	Marker card, printed horizontally, self-adhesive, 12 identical decades marked 1-10, 11-20 etc. up to 91-(99)100, sufficient for 120 terminal blocks
---------	-----------------------	---

**Plug/Adapter**

1734401	CR-MSTB	Coding section, inserted into the recess in the header or the inverted plug, red insulating material
---------	---------	--

**Additional products**

Item	Designation	Description
------	-------------	-------------

**Assembly**

1909388	FKCT 2,5/19-ST	Plug component, Nominal current: 12 A, Rated voltage (III/2): 320 V, Number of positions: 19, Pitch: 5 mm, Color: green, Metal surface: Sn
---------	----------------	--

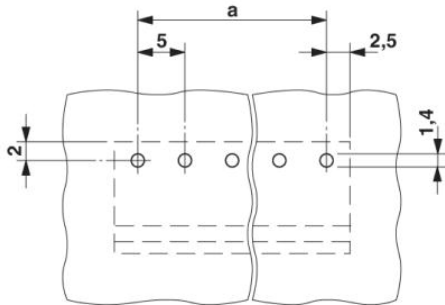
**General**

1779589	FRONT-MSTB 2,5/19-ST	Plug component, Nominal current: 12 A, Rated voltage (III/2): 320 V, Number of positions: 19, Pitch: 5 mm, Color: green, Metal surface: Sn
1754782	MSTB 2,5/19-ST	Plug component, Nominal current: 12 A, Rated voltage (III/2): 320 V, Number of positions: 19, Pitch: 5 mm, Color: green, Metal surface: Sn
1765946	MSTBP 2,5/19-ST	Plug component, Nominal current: 12 A, Rated voltage (III/2): 320 V, Number of positions: 19, Pitch: 5 mm, Color: green, Metal surface: Sn
1792184	MVSTBR 2,5/19-ST	Plug component, Nominal current: 12 A, Rated voltage (III/2): 320 V, Number of positions: 19, Pitch: 5 mm, Color: green, Metal surface: Sn
1792692	MVSTBW 2,5/19-ST	Plug component, Nominal current: 12 A, Rated voltage (III/2): 320 V, Number of positions: 19, Pitch: 5 mm, Color: green, Metal surface: Sn
1768927	SMSTB 2,5/19-ST	Plug component, Nominal current: 12 A, Rated voltage (III/2): 320 V, Number of positions: 19, Pitch: 5 mm, Color: green, Metal surface: Sn

## Diagrams/Drawings

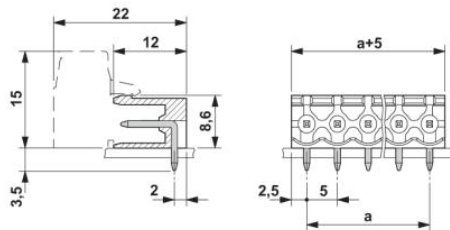
Drilling plan/solder pad geometry

---



Dimensioned drawing

---



**Address**

PHOENIX CONTACT Deutschland GmbH  
Flachmarktstr. 8  
32825 Blomberg, Germany  
Phone +49 5235 3 12000  
Fax +49 5235 3 41200  
<http://www.phoenixcontact.de>



© 2010 Phoenix Contact  
Technical modifications reserved;