

Series A5000 & Series CB5000

Single Row Terminal Blocks

SPECIFICATIONS

- Rating:** 10A, 300V*
- Center Spacing:** 0.250" (6.35mm)
- Wire Range:** #18-30 AWG Cu
- Screw Size:** #3-48 zinc-plated Phillips SEMS screws, wire-ready standard
- Torque Rating:** 4 lb-in.
- Distance Between Barriers:** 0.20" (5.08mm)
- Recommended PCB Hole Diameter:** 0.062" (1.57mm)
- Operating Temperature:** 105°C (221°F) max., -40°C (-40°F) min.
- Molded Material:** Black, UL Rated 94V0 Thermoplastic
- Breakdown Voltage:** 1600V rms
- Agency Information:** UL File E62622; CE Certified

* Max. rating shown; some options may be rated lower – consult factory.

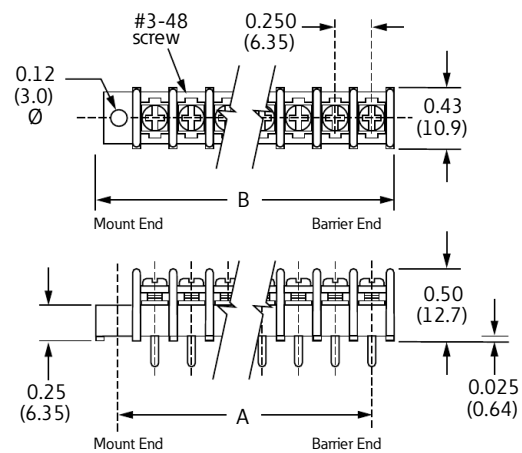


Poles	MOUNTING ENDS		BARRIER ENDS	
	A Mounting Centers	B Overall Length	A Pole Centers	B Overall Length
02	0.75	1.06	0.25	0.56
03	1.00	1.31	0.50	0.81
04	1.25	1.56	0.75	1.06
05	1.50	1.81	1.00	1.31
06	1.75	2.06	1.25	1.56
07	2.00	2.31	1.50	1.81
08	2.25	2.56	1.75	2.06
09	2.50	2.81	2.00	2.31
10	2.75	3.06	2.25	2.56
11	3.00	3.31	2.50	2.81
12	3.25	3.56	2.75	3.06
13	3.50	3.81	3.00	3.31
14	3.75	4.06	3.25	3.56
15	4.00	4.31	3.50	3.81
16	4.25	4.56	3.75	4.06
17	4.50	4.81	4.00	4.31
18	4.75	5.06	4.25	4.56
19	5.00	5.31	4.50	4.81
20	5.25	5.56	4.75	5.06
21	5.50	5.81	5.00	5.31
22	5.75	6.06	5.25	5.56
23	6.00	6.31	5.50	5.81
24	6.25	6.56	5.75	6.06
25	6.50	6.81	6.00	6.31
26	6.75	7.06	6.25	6.56
27	7.00	7.31	6.50	6.81
28	7.25	7.56	6.75	7.06
29	–	–	7.00	7.31
30	–	–	7.25	7.56

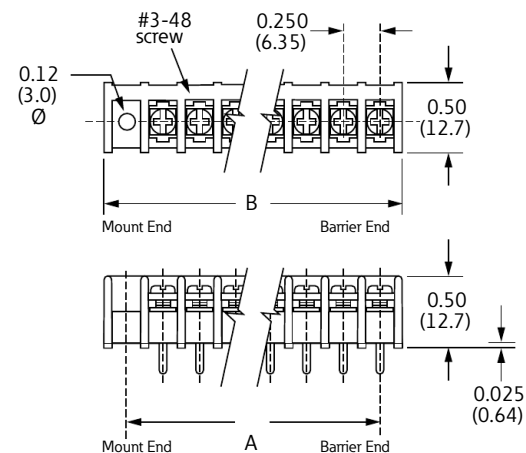
* Dimensions in inches. To convert to millimeters, multiply by 25.4.

Dimensions - in (mm)

A5000 Series



CB5000 Series



Terminal Blocks:
Single Row

EuroMag Series

Edge Connectors,
One-Sided Boards

Compliance
References

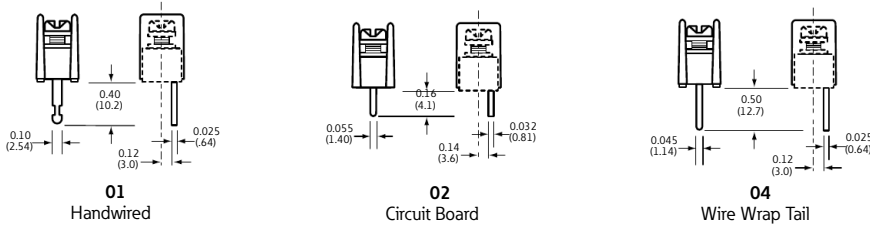
Part Numbering System

Terminal Style	Base/End	Poles	Screw Options	Options
 A5 - standard barrier CB5 - closed back	 01* - handwired 02 - printed circuit 04 - wire wrap tail	 1 - mount end 2 - barrier end	 02 to 30 02 to 28 on mount end base	 07 - steel SEMS std. wire ready C1 to C8 - 0.110" QC L1 to L6 marking options (pg 26) MP - mounting plate 0.120" dia OJ** - over barrier jumper **Contact factory for configuration

*Only available with mount end base style on A5 Series

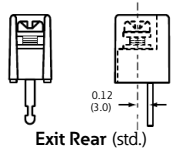
Terminal Styles

Inches (Millimeters)




CB5 Terminal Exit Options

Inches (Millimeters)



Screw Options Wire ready screws standard on all terminal styles

(Bulk ordering part numbers are in parentheses)

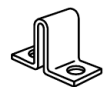


Hardware Options (Bulk ordering part numbers are in parentheses)

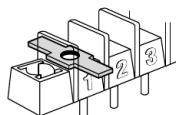
Inches (Millimeters)

Jumpers


Quick Connects Blade Width 0.110" (For other orientations, contact factory.)




OJ (OJ12-J)



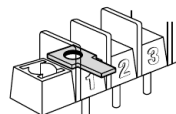
C1 (5C1-J)*



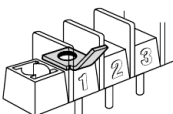
C2 (5C2-J)*



C4 (5C4-J)*



C7 (5C7-J)



C8 (5C8-J)

* N/A on CB5 Series.

Terminal Blocks: Single Row

EuroMag Series

Edge Connectors, One-Sided Boards

Compliance References