

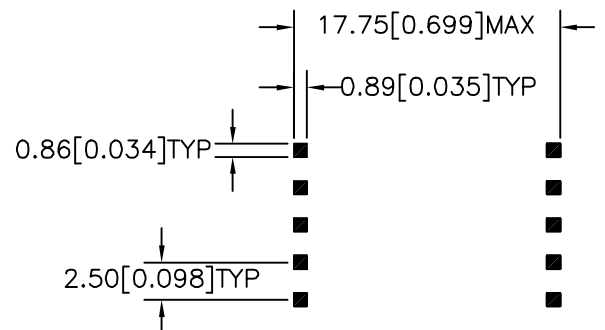
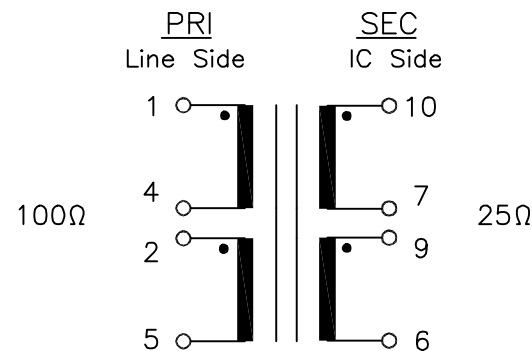
ADSL transformer designed for use with Globespan IC chip GS7070

- A. Electrical Specifications (@ 25°C)
1. Primary (IC side) Impedance; 100Ω
 2. Secondary (Line side) Impedance; 25Ω
 3. Insertion Loss; 1.0dB MAX @ 500KHz, 0dBm
 4. Longitudinal Balance; 50dB MIN @ 1.1MHz, 0dBm
 5. Primary Open Circuit Inductance; 100μH ±5% @ 10KHz, 0.1Vrms Measured (1-5) with 2 and 4 shorted
 6. Leakage Inductance; 12μH MAX @ 100KHz, 0.1Vrms Measured (1-5) with 2 & 4, 7 & 9 and 10 & 7 shorted
 7. Interwinding Capacitance; 50pF MAX @ 100KHz, 0.1Vrms Measured (1-10) with 2 & 4, 7 & 9 shorted
 8. Total Harmonic Distortion; -90dB MAX @ 50KHz
 9. DC Resistance; (1-4)=0.52Ω MAX
(2-5)=0.52Ω MAX
(9-6)=0.24Ω MAX
(10-7)=0.24Ω MAX
 10. Turns Ratio; (10-6):(1-5)=1:2.00±2%
2 & 4, and 7 & 9 shorted
 11. Dielectric Strength; 1875Vrms 1 second @ Pri to Sec

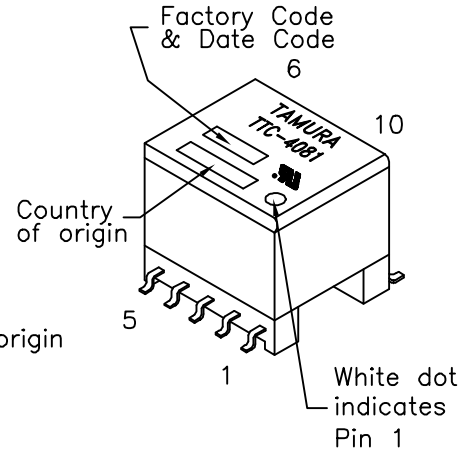
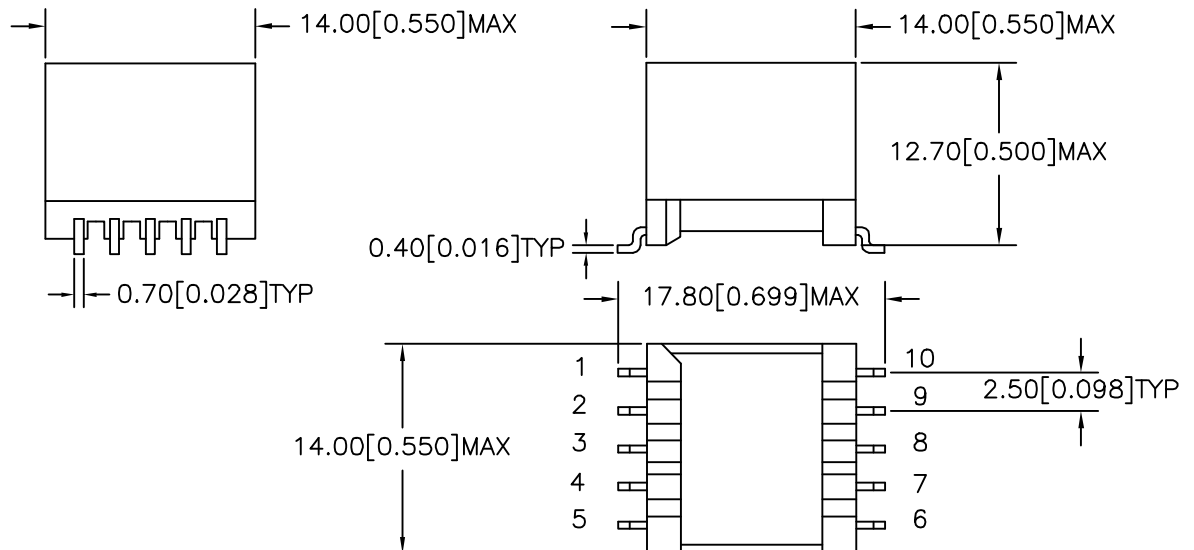
B. Marking; TTC-4081, TAMURA, date code and country of origin

C. Safety; Complies with UL1950 3rd Edition

D. Schematic and Mounting Footprint;



E. Mechanical Specifications;



MODEL NUMBER
TTC-4081

PREPARED BY:

D. Rund

ENGINEER:

M. Pitchai

QUALITY CONTROL:

D. Kelley

APPROVED:

J. Coleman

DWG CONTROL NO.
P-A1-12723
ACAD\TTC\A1127231.DWG

REV
PRE

ADSL
TRANSFORMER

TAMURA CORPORATION OF AMERICA
43352 BUSINESS PARK DRIVE, TEMECULA, CA. 92590-6624
(909) 699-1270 FAX 9096769482

TTC-4081

MODEL SPECIFICATION

DIM: mm(in) SCL: 2/1 SH: 1 OF 1

PROPRIETARY NOTICE: THIS DRAWING PRINT OR DOCUMENT AND SUBJECT MATTER DISCLOSED HEREIN ARE PROPRIETARY ITEMS TO WHICH TAMURA RETAINS THE EXCLUSIVE RIGHT OF DISSEMINATION, REPRODUCTION, MANUFACTURE AND SALE. THIS DRAWING, PRINT OR DOCUMENT IS SUBMITTED IN CONFIDENCE FOR CONSIDERATION BY THE RECIPIENT ALONE UNLESS PERMISSION FOR FURTHER DISCLOSURE IS EXPRESSLY GRANTED IN WRITING.